







# Emergency Airway Management Logbook

Name:

Start Date:

Book No.:

-  Please complete for all bag-mask ventilation (BMV) with bag-valve-mask (BVM)
-  Please complete for all use of essential adjuncts
-  Please complete for all use of extra-glottic devices
-  Please complete for all ET intubation attempts
-  Please complete for all use of needle/surgical airway
-  Please complete for all use of other clinical skills

Text © Jamie Todd 2019

All rights reserved. Without limiting the rights under copyright reserved above, no part of this publication may be reproduced, stored in or introduced into a retrieval system, or transmitted, in any form or by any means (electronic, mechanical, photocopying, recording or otherwise) without the prior written permission of the publisher of this book.

The information presented in this book is accurate and current to the best of the authors' knowledge.

The authors and publisher, however, make no guarantee as to, and assume no responsibility for, the correctness, sufficiency or completeness of such information or recommendation.

#### Printing history

This edition first published 2019 (reprinted 2019, 2022)

The authors and publisher welcome feedback from the users of this book. Please contact the publisher:

Class Professional Publishing,  
The Exchange, Express Park, Bristol Road, Bridgwater TA6 4RR  
Telephone: 01278 427 826  
Email: [info@class.co.uk](mailto:info@class.co.uk)  
[www.classprofessional.co.uk](http://www.classprofessional.co.uk)

Class Professional Publishing is an imprint of Class Publishing Ltd  
A CIP catalogue record for this book is available from the British Library

Cover design by Hybert Design Limited  
Cover image from Pre-Hospital Care Consultancy  
Designed and typeset by Class Professional Publishing  
Printed in the UK by Hobbs the Printers Ltd, Totton, Hampshire

## Introduction

This logbook is designed to allow Pre-Hospital and Emergency Care clinicians of all grades to quickly and easily maintain a record of airway skills performed in order to assist in proving competence where required. It allows for rapid after action logging of pertinent details for a number of skills performed in limited numbers. Please use the codes below to aid in filling in your logbook:

AA – Airway reassessed and open

AB – Adult BVM

AV – Assisted ventilation

BC – Bilateral chest rise

BS – Breath sounds

CE – Capnometric EtCO<sub>2</sub>

CI – Can't intubate, can't oxygenate

CL1 – Cormack-Lehane grade 1 view

CL2 – Cormack-Lehane grade 2 view

CL3 – Cormack-Lehane grade 3 view

CL4 – Cormack-Lehane grade 4 view

CO – Colorimetric EtCO<sub>2</sub>

CP – Expected clinical pathway

DM – DL with mac size?

DS – DL with straight blade size?

IG – iGel

IT – Intubating LMA

LL – LMA type 2nd gen

LM – LMA classic

LT – Laryngeal tube

MA – To maintain airway

MV – Manual ventilation

NB – Neonatal BVM

NC – Needle cricothyrotomy

NW – Not worked

OA – Occluded airway

OC – One person CE grip

OL – Optical laryngoscope blade size?

PB – Paediatric BVM

PO – Pre-oxygenation

RS – RSI

SC – Surgical cricothyrotomy

TA – To open airway

TC – Two person CE grip

TE – Two person TE grip

VL – Video laryngoscope blade size?

WE – Waveform EtCO<sub>2</sub>

WO – Worked

VV – Ventilator ventilation